
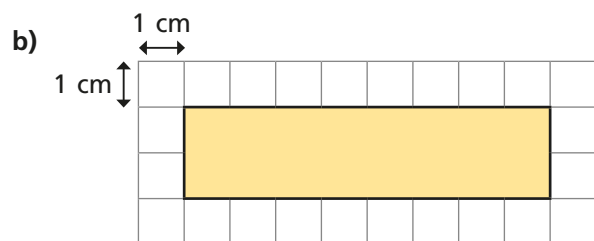
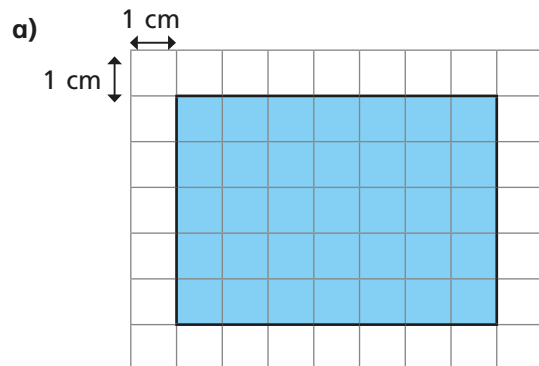
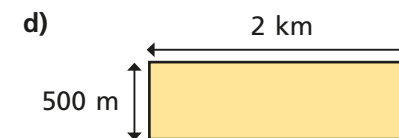
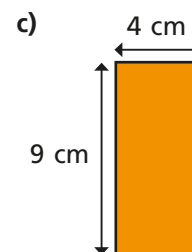
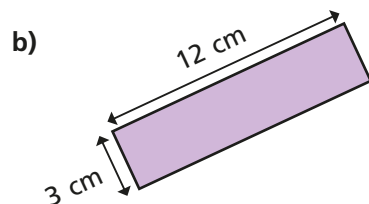
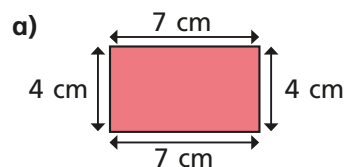


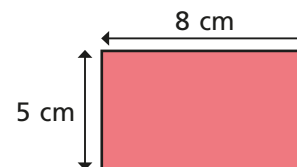
1 Work out the perimeter of each rectangle.



2 Work out the perimeter of the rectangles.



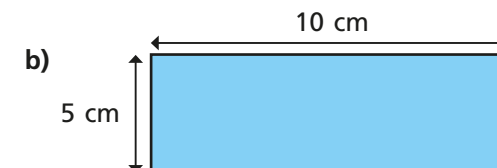
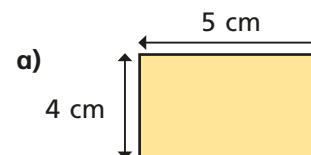
3 Tommy is working out the perimeter of some rectangles.

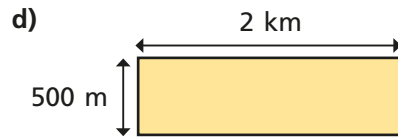
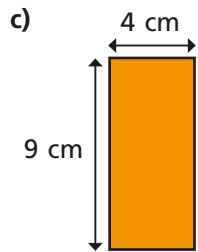


$$8 \text{ cm} + 5 \text{ cm} = 13 \text{ cm}$$

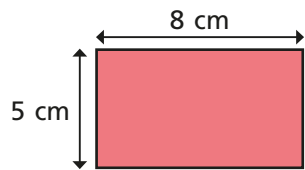
$$13 \text{ cm} \times 2 = 26 \text{ cm}$$

Use Tommy's method to find the perimeter of these rectangles.





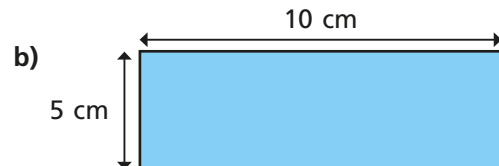
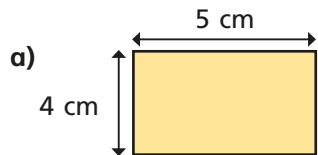
3 Tommy is working out the perimeter of some rectangles.



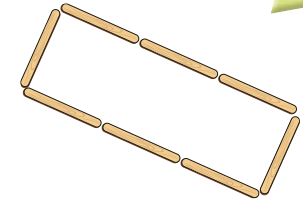
$$8 \text{ cm} + 5 \text{ cm} = 13 \text{ cm}$$

$$13 \text{ cm} \times 2 = 26 \text{ cm}$$

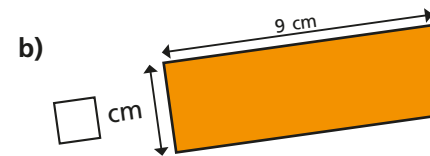
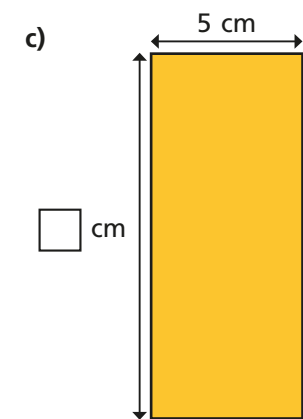
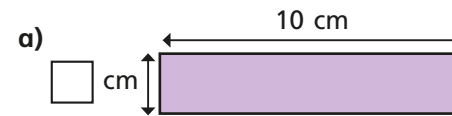
Use Tommy's method to find the perimeter of these rectangles.



4 Each lolly stick is 8 cm long.  
Find the perimeter of the shape.



5 Each of these rectangles has a perimeter of 24 cm.  
Work out the missing lengths and label the diagrams.



What do you notice?

Find any other rectangles that have the same perimeter.

