



Leesons Primary School Weekly Newsletter

Week beginning: 5.12.25

We have had a busy week of visits and the children have all behaved so well and represented the school brilliantly. We are proud to have such wonderful children. Christmas activities start next week so please ensure you are checking Dojo and the calendar so that you do not miss anything.

Have a lovely weekend.

The Leesons Team

Attendance and Punctuality

Our attendance and punctuality for this week can be seen in the table below.

Class	Attendance (%)	Punctuality (number of lates)
Little Orchard	96.72%	4
Hedgehog	90.87%	3
Robin	97.06%	3
Owl	90%	2
Woodpecker	95.33%	3
Kingfisher	87.5%	2
Badger	95%	8
Fox	93.5%	3
Rabbit	92.08%	2
Mole	94.17%	3
Starling	91.74%	2
Otter	97.37%	4
Stag	88%	1
Kestrel	91.05%	1

Well done to Otter Class who won Leo the Attendance Bear and the Attendance cup this week!

Well done to the following class who won the Punctuality cup this week - Stag and Kestrell!

Both the attendance and punctuality winners will get an additional ten minutes play time.



Leesons Primary School Weekly Newsletter
Well done to Starling Class for winning the Walk to School Award.

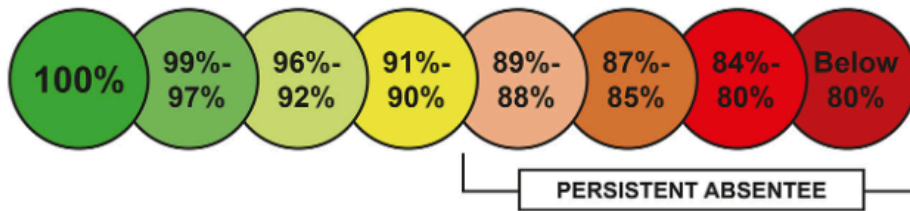
Attendance

Our whole school attendance is 92.77%

We have 10 days left of term and we would love for all of the children to attend every day. Let's aim for 100%!

ATTENDANCE MATTERS

On Time: First Time, Every Time



Which CIRCLE are you in?

Language of the week

Flag	Language	Country	Greeting	Picture
	Thai	Thailand	Sawasdee	

Bangkok, the capital of Thailand, is often referred to as the "Venice of the East" due to its extensive network of 83 canals. As many as 10,000 boats full of fruits, vegetables, and fish crowd the canals and create a floating market.

Oracy Talk Topic





Leesons Primary School Weekly Newsletter

At home, we would like you to pick an evening that is convenient and come together as a family to discuss the 'Talk Topic'. In order to ensure that your child participates in high-quality talk, please remember to play devil's advocate during the discussion. Your child should not only be given the opportunity to agree and build on other viewpoints, but also challenge/disagree, explain and justify.


The 'Talk Topic' for this week is the following:
'Would you rather talk to animals or read minds?'

Word Aware

Please discuss these words with your child at home and see if any of you can use them in conversation this week.

EYFS and Key Stage 1	Key Stage 2
 <p>Word of the Week cling</p> <p>Meaning To hold very tightly.</p> <p>Challenge What things might you cling to? Why?</p> <p>CELEBRATING WORDS</p> <p><small>Copyright material from Stephen Parsons and Anna Swanagan (2022), Word Aware 1, Routledge</small></p>	 <p>Word of the Week content</p> <p>Meaning Fairly happy. Satisfied.</p> <p>Challenge When is it good to feel content and when is it not so good? Discuss this with your family. You might have different views!</p> <p>CELEBRATING WORDS</p> <p><small>Copyright material from Stephen Parsons and Anna Swanagan (2022), Word Aware 2, Routledge</small></p>

Book of the week



Nursery have loved reading 'Jesus' Christmas Party by Nicholas Allan and they drew what they would give him. What gift would you give? You can listen to the story here:

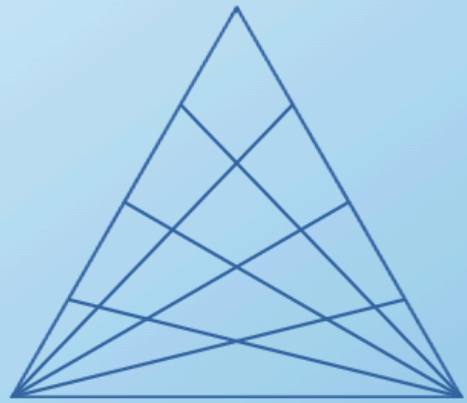
[▶ Jesus' Christmas Party by Nicholas Allan, read by Mrs M...](#)



Maths Challenge

How many triangles are there in this diagram?

Bonus question: How many quadrilaterals?



Science

Have some fun at home with these experiments

[Snowball Catapult - Winter STEM Activity](#)

Junior Duke

The following children have completed tasks in their Junior Duke booklets.

Name	Year	Task

E-safety

At The National College, our WakeUpWednesday guides empower and equip parents, carers and educators with the confidence and practical skills to be able to have informed and age-appropriate conversations with children about online safety, mental health and wellbeing, and climate change. Formerly delivered by National Online Safety, these guides now address wider topics and themes. For further guides, hints and tips, please visit nationalcollege.com.

10 Top Tips for Parents and Educators

CREATING FAMILY RULES FOR USING DEVICES

A set of family rules agreed on with children can promote the safe, responsible use of devices like tablets, smartphones, gaming consoles and computers. By developing rules around technology, it opens the conversation regarding boundaries and expectations, ensuring a healthy balance of screen time. This guide will help you to develop an age-appropriate family agreement to suit your household.

1 WORK TOGETHER

Collaborating with children when setting rules around the use of technology is a valuable task that can encourage them to take more ownership. It's important to make rules which reflect your family and are age appropriate. Think about what you all enjoy doing online and what apps, games or devices children use most frequently.

2 AGREE TIME LIMITS AND SUITABLE TIMES

Be realistic when setting screen time limits. These can vary depending on the child's age, whether it's a weekday or weekend, and what they're actually doing online. If they're conducting research for homework, that might require more time than if they were playing games. Consider when screen time begins: does it come after chores are done or homework? Agree times when technology and phones must be put away.

3 ENCOURAGE HONESTY

Family rules ensure that everyone can have fun with their devices and be safe while doing so. Nonetheless, children may make mistakes as they learn to navigate the online world. Emphasise that if they ever feel worried, unsafe or upset about something they've done, sent, said or received, they should tell you immediately so you can help them resolve the problem.

4 CHARGING AND OVERNIGHT STORAGE

To ensure children get the downtime they need overnight, it's important that devices – especially smartphones – are kept in a common space, where possible. This reduces the chance of pointless late-night scrolling or sleep being disturbed by calls, messages or notifications. There are charging bases you can purchase, or all gadgets could be charged in the kitchen overnight to avoid distractions.

5 REVIEW RULES REGULARLY

Anything you agree on isn't set in stone. These rules will likely alter as children get older and the way they use technology changes. Take time to review these as a family: discuss when working, and what isn't; communication is key – so by doing this, you involve the child in their own online safety while promoting an open dialogue.

6 PROTECT PERSONAL INFO

Discuss and demonstrate the importance of protecting your personal information. Talk about what details you share online and who with. Use parental controls to block children from connecting with strangers, so that any information they do share is among their real friends. Ask a child's permission before posting any photos of them on social media, as this demonstrates positive online behaviour that they should learn and remember.

7 BE RESPECTFUL

Highlight the importance of showing respect to others when using technology. Encourage children to speak kindly to others online – such as on social media, when playing multiplayer games or in group chats (which can often lend themselves to teasing behaviour). Explain that if they aren't treating others respectfully, they might be made to stay away from their devices for a while.

8 "NO TECH" ZONES

Designating spaces in the house where technology isn't allowed (for example: bedrooms, bathrooms and at the dinner table) lets you keep an eye on what children are viewing and who they're communicating with. It gives you some quality, screen-free time with them, too. It also helps reduce any impulses to potentially engage with inappropriate content, as they're unlikely to do so in a common space within the home.

9 AGREE ON CONSEQUENCES

As a family, discuss why the rules are important: to balance their screen time, to ensure everyone enjoys gaming or interacting online, and that they are safe when doing so. Therefore, if these rules are broken, there has to be a consequence. Discuss what would be fair for certain breaches of the rules, as this can prevent a disproportionate response in the future.

10 KNOW ALL PASSWORDS

To protect children from inappropriate content, parents should have access to all passwords. Parents should also make it clear that they will check children's devices, should they have any concerns about their use. Emphasise that this isn't due to a lack of trust but is an extra way of keeping them safe.

Meet Our Expert

Dr Claire Sutherland is an online safety consultant at iCyberlaw. She has developed and implemented anti-bullying and cyber safety workshops and policies for schools in Australia and the UK. Claire has written various academic papers and carried out research for the Australian government comparing internet use and sexting behaviours of young people in the UK, USA and Australia.




Source: See full references on guide page at nationalcollege.com/guides/tips-for-creating-family-rules-for-using-devices



Leesons Primary School Weekly Newsletter

Highlights of the week

Hedgehog class are really enjoying taking turns to take home the class reading journal and look forward to sharing their book reviews with their class. This is encouraging a love of books and reading. Thank you to our families for working with their child on this when it has been their turn. It is producing a lot of excitement in class and the effort has been amazing!



Nursery

This week the Nursery children observed the Christmas tree in the hall and each created a Christmas tree collage. They used a combination of mixed materials to create a unique picture. To get in the Christmas spirit they sang along to Christmas songs whilst they worked.





Leesons Primary School Weekly Newsletter

Year 1

On Wednesday we travelled to the Lyric theatre in London to see The Gruffalo's Child. The children loved the performance and the experience of going to the theatre. They were all very well behaved.



What's on?

Week 6	
Monday - 08.12.25	<ul style="list-style-type: none">● EYFS and KS1 Dress Rehearsal - 1.30pm● Sarah SALT in
Tuesday - 09.12.25	<ul style="list-style-type: none">● 2.15pm EYFS and KS1 Christmas Performance - Parents invited● Year 4 choir members singing in the Glades (max 30 children) 10:30 - 11am
Wednesday - 10.12.25	<ul style="list-style-type: none">● PM - KS2 Choir perform at Pemberley Care Home (2pm)● 2.15pm EYFS and KS1 Christmas Performance -



Leesons Primary School Weekly Newsletter

	Parents invited
Thursday - 11.12.25	<ul style="list-style-type: none"> 9.30 Christmas service at St Barnabus KS2 singing assembly 2.45pm on the playground (please do my happy mind previously in the week)
Friday - 12.12.25	<ul style="list-style-type: none"> 2.55pm - Celebration assembly Christmas Jumper Day and Christmas Dinner Day Nursery Christmas performance 2:30pm

Week 7 Pen Portraits and Plans to be sent home	
Monday - 15.12.25	<ul style="list-style-type: none"> AM - KS1 perform at Pemberley Care Home (11am) KS2 Carols in the Playground - Gates open at 2.25pm for 2.30pm start
Tuesday - 16.12.25	<ul style="list-style-type: none"> RWI development day - All day Yr3/4 football at Midfield? EYFS and KS1 Year group speed stacking 3pm What's in the news Assembly RM
Wednesday - 17.12.25	<ul style="list-style-type: none"> KS2 Year group speed stacking 10am Rocksteady Concert in Hall
Thursday - 18.12.25	<ul style="list-style-type: none"> FOL Winter Wonderland in the Hall
Friday - 19.12.25	<ul style="list-style-type: none"> 10:15am - Celebration assembly Class Parties (wear school uniform. Bring £1 for staff to buy food and drink)

Holiday - 22nd December 2025 - 2nd January 2026

Inset Days 2025-26 (Staff in school but children are not in school)

- Monday 1st September 2025
- Tuesday 2nd September 2025
- Friday 21st November 2025
- Monday 5th January 2026
- Monday 1st June 2026

Menu



Leeson's Primary School Weekly Newsletter

Leeson's Primary School

WEEKLY MENU

WEEK 1
WEEK 2
WEEK 3

	MONDAY	TUESDAY	WEDNESDAY	THURSDAY	FRIDAY	THEME DAYS
MAIN	BBQ Chicken Pizza (MK, G/W)	Piri Piri Chicken	Beef & Lentil Cottage Pie (G/B*, W*)	Butter Chicken Curry (G/B*, O*, R*, W*)	Battered Fish or Salmon Fishcakes & Chips (F, G/W)	
VEGGIE	Veggie Supreme Pizza (MK, G/W)	Piri Piri Quorn & Veggies (CE, E, MU, G/B, O*, R*, W)	Roasted Vegetable & Five Bean Cottage Pie (MU*, SO*, G/B*, O*, R*, W*) V S	Chickpea & Vegetable Masala (CE, MK, G/B*, O*, R*, W*) S	Vegan Nuggets & Chips (G/W)	
SIDES	Homemade Potato Wedges & Green Salad V	Steamed Rice & Green Beans V	Roasted Carrots & Parsnips V S	Steamed Rice & Green Beans V	Beans or Peas V	
PASTA & JACKET	Vegan Roasted Vegetable Pasta (G/W) V	Jacket & Salad	Tomato & Basil Pasta (CE, G/W) V	Jacket & Salad	Mac & Cheese (MK, G/W)	
PUD	Orange & Berry Cake (E, MK, SO*, G/W)	Chocolate & Orange Brownie (E, MK, SO, G/B*, W)	Apple Crumble with Custard (MK, G/W) S	Carrot Cake (E, MK, SO*, G/B*, O*, W) S	Cinnamon Swirl (G/W) V	
DAILY SALAD BAR HOMEMADE BREAD FRESH FRUIT						

DATES

1 SEP / 22 SEP /
13 OCT / 17 NOV /
8 DEC

ALLERGENS

CE = CELERY F = FISH G/O = OATS L = LUPIN MU = MUSTARD SO = SOYA * = MAY CONTAIN
CR = CRUSTACEAN G = GLUTEN G/R = RYE MK = MILK N = NUTS SU = SULPHUR V = VEGAN
E = EGGS G/B = BARLEY G/W = WHEAT MO = MOLLUSCS P = PEANUTS SE = SESAME SEEDS S = SEASONAL VEG

food with passion